

Careers Guidance E-Pack

# Labour market information by region

Quarter 4, 2018

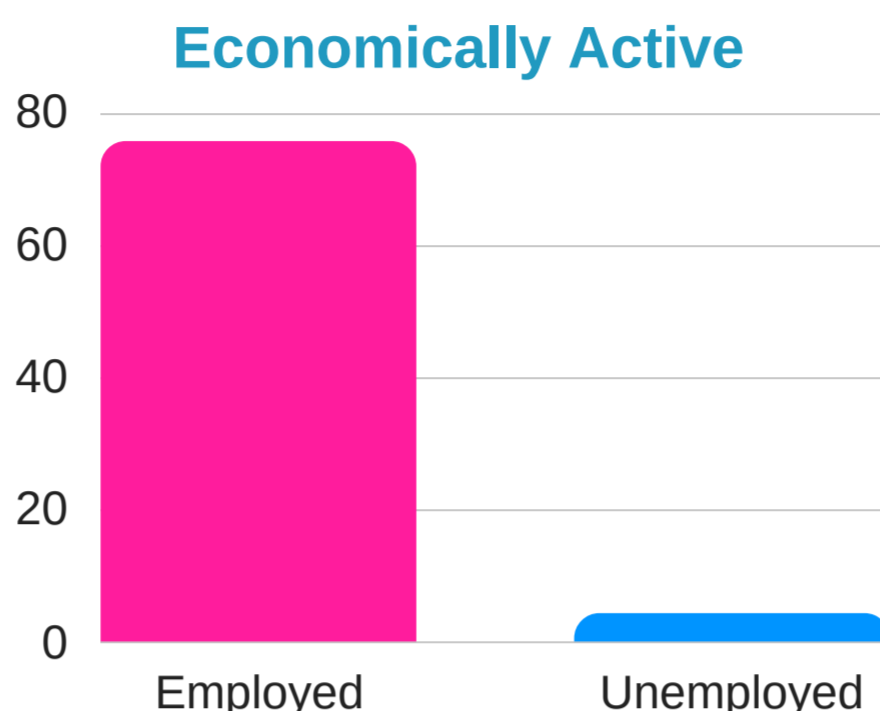
**National  
Careers  
Service**

Helping you take  
the next step

## East Midlands

### Employment

**75.8%** of people in the East Midlands are employed. **Higher** than the UK average of **75.7%**.



### Unemployment

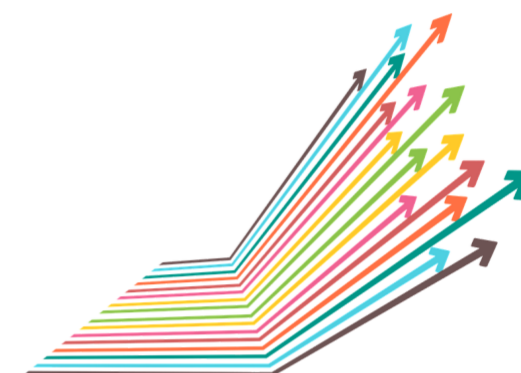
**4.3%** of people in the East Midlands are unemployed. **Higher** than the UK average of **4.1%**.



The average income is **£27,554** a year

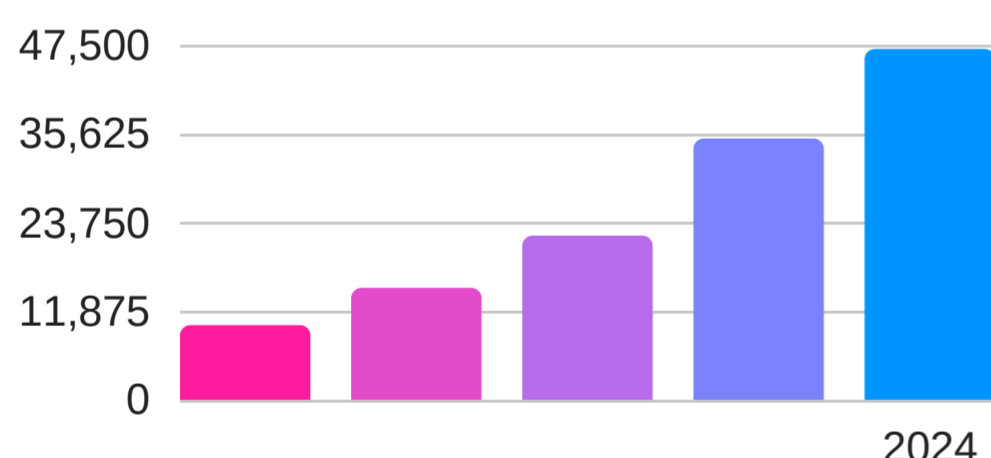


On average people in the East Midlands work **31.5 hours** a week



Out of 12 regional areas the East Midlands is the **9th** most productive

### Growth in the East Midlands



**+47,000 jobs** by 2024 in the East Midlands

### Sectors set to grow

Construction  
Wholesale and Retail  
Health and Social Work  
Support Services  
Information and Technology

## Where are the most jobs now?



**Wholesale and Retail**



**Manufacturing**



**Health and Social Care**



**Education**